

# SR520 THRU SR5200

# OCENME

## SCHOTTKY BARRIER RECTIFIER

**REVERSE VOLTAGE:** 20 to 200 VOLTS

**FORWARD CURRENT:** 5.0 AMPERE

### FEATURES

- High current capability
- High surge current capability
- Low forward voltage drop
- Exceeds environmental standards of MIL-S-19500/228
- For use in low voltage, high frequency inverters free wheeling, and porlarlity protection applications

### MECHANICAL DATA

Case: Molded plastic, DO-201AD

Epoxy: UL 94V-O rate flame retardant

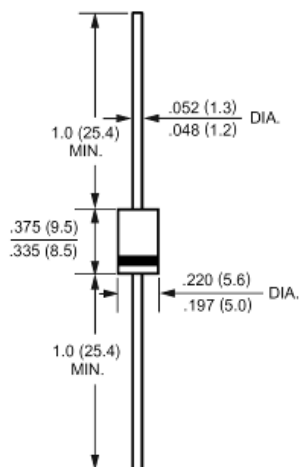
Lead: Axial leads, solderable per MIL-STD-202, method 208 guaranteed

Polarity: Color band denotes cathode end

Mounting position: Any

Weight: 0.04ounce, 1.1gram

### DO-201AD



Dimensions in inches and (millimeters)

### Maximum Ratings and Electrical Characteristics

Ratings at 25°C ambient temperature unless otherwise specified.

Single phase, half wave, 60Hz, resistive or inductive load.

For capacitive load, derate current by 20%.

	Symbols	SR520	SR530	SR540	SR550	SR560	SR580	SR5100	SR5150	SR5200	Units
Maximum Recurrent Peak Reverse Voltage	$V_{RRM}$	20	30	40	50	60	80	100	150	200	Volts
Maximum RMS Voltage	$V_{RMS}$	14	21	28	35	42	56	70	105	140	Volts
Maximum DC Blocking Voltage	$V_{DC}$	20	30	40	50	60	80	100	150	200	Volts
Maximum Average Forward Rectified Current .375"(9.5mm) Lead Length	$I_{(AV)}$	5.0									Amp
Peak Forward Surge Current, 8.3ms single half-sine-wave superimposed on rated load (JEDEC method)	$I_{FSM}$	150									Amp
Maximum Forward Voltage at 5.0A DC and 25°C	$V_F$	0.55			0.70		0.85		0.95		Volts
Maximum Reverse Current at $T_A=25^\circ\text{C}$ at Rated DC Blocking Voltage $T_A=100^\circ\text{C}$	$I_R$	2.0									mAmp
		30									
Typical Junction Capacitance (Note 1)	$C_J$	500			380			200			pF
Typical Thermal Resistance (Note 2)	$R_{\theta JA}$	25									°C/W
Operating Junction Temperature Range	$T_J$	-55 to +125			-55 to +150						°C
Storage Temperature Range	$T_{stg}$	-55 to +150									°C

### NOTES:

1- Measured at 1 MHz and applied reverse voltage of 4.0 VDC.

2- Thermal Resistance From Junction to Ambient 0.375"(9.5mm) lead length P.C.B. Mounted

# SR520 THRU SR5200

## SCHOTTKY BARRIER RECTIFIER

# OCENME

### RATINGS AND CHARACTERISTIC CURVES

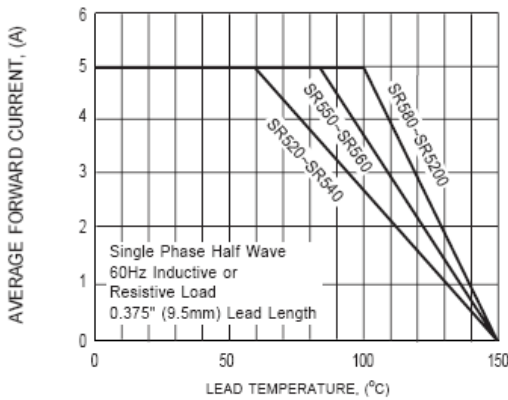


FIG.1 TYPICAL FORWARD CURRENT DERATING CURVE

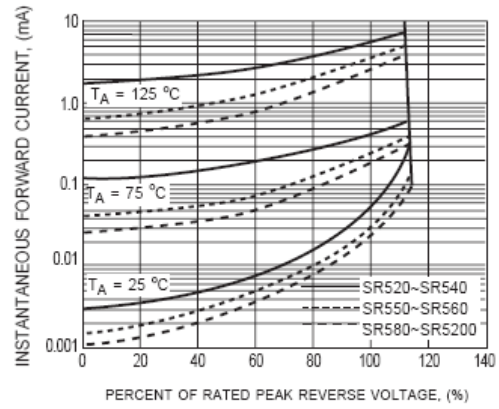


FIG.2 TYPICAL REVERSE CHARACTERISTICS

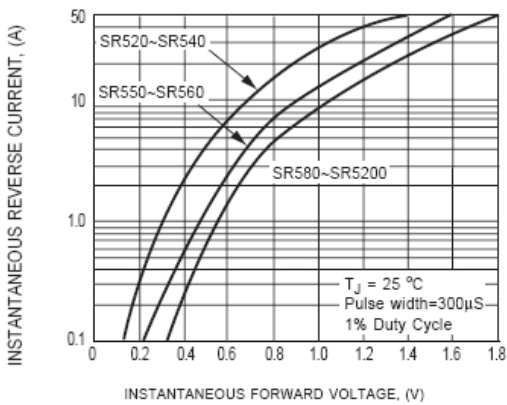


FIG.3 TYPICAL INSTANTANEOUS FORWARD CHARACTERISTICS

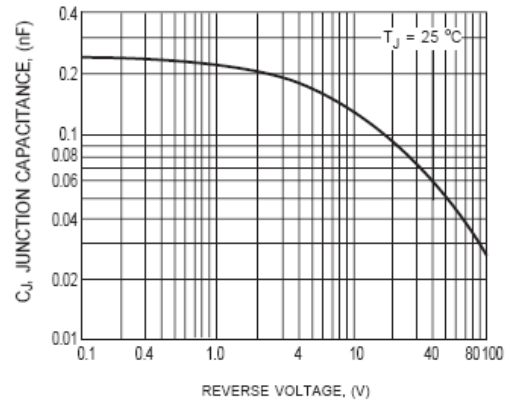


FIG.4 TYPICAL JUNCTION CAPACITANCE

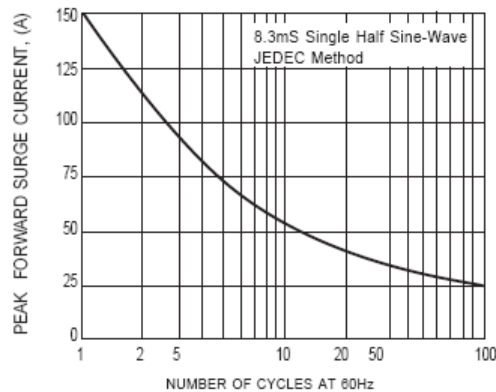


FIG.5 MAXIMUM NON-REPETITIVE FORWARD SURGE CURRENT