

DATA SHEET

LOW VF SCHOTTKY BARRIER RECTIFIERS

VOLTAGE 100 Volts

CURRENT 20.0 Amperes

TO-220AB

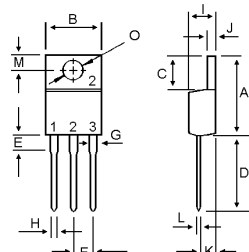
Unit:mm

FEATURES

- Low Forward Voltage Drop.
- Reliable High Temperature Operation
- Softest, fast switching capability.
- 175°C Operating Junction Temperature

MECHANICAL DATA

- Case : TO-220AB molded plastic
- Polarity: Symbols molded or marked on body
- Mounting position : Any



DIM	MILLIMETERS	
	MIN	MAX
A	14.68	15.32
B	9.78	10.42
C	5.02	6.52
D	13.06	14.62
E	3.57	4.07
F	2.42	2.66
G	1.12	1.36
H	0.72	0.96
I	4.22	4.98
J	1.14	1.38
K	2.20	2.98
L	0.33	0.55
M	2.48	2.98
O	3.70	3.90



In compliance with EU RoHs 2002/95/EC directives

MAXIMUM RATINGS AND ELECTRICAL CHARACTERISTICS

Ratings at 25°C ambient temperature unless otherwise specified.

Characteristic	Symbol	P20L100CT	Unit
Peak Repetitive Reverse Voltage	VRRM		
Working Peak Reverse Voltage	VRWM	100	V
DC Blocking Voltage	VR		
Maximum RMS Voltage	VRMS	70	V
Maximum Average Forward Rectified Current	I (AV)	20	A
Non-Repetitive Peak Surge Current (Surge applied at rate load conditions halfwave, single phase, 60Hz)	IFSM	250	A
Maximum forward voltage	IF=10A	TJ= 25°C	0.74
		TJ= 125°C	0.64
Maximum DC Reverse Current at Rated DC Blocking Voltage	@TC=25°C	@TC=125°C	0.2
			30
Typical Thermal Resistance	ROJC	4.0	°C/W
Operating Temperature Range	TJ	-65to+175	°C
Storage Temperature Range	TSTG	-65to+175	°C

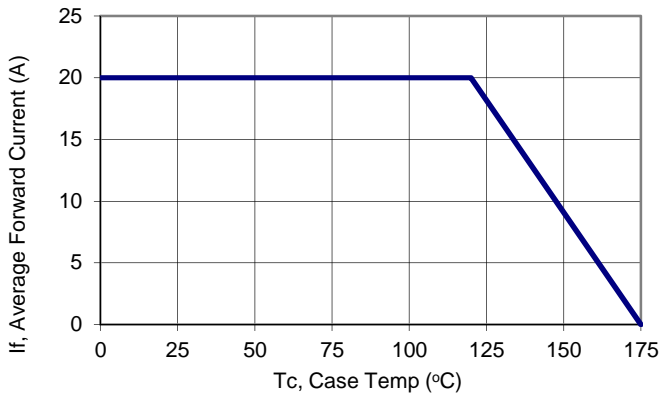


Figure 1: Current Derating, Case

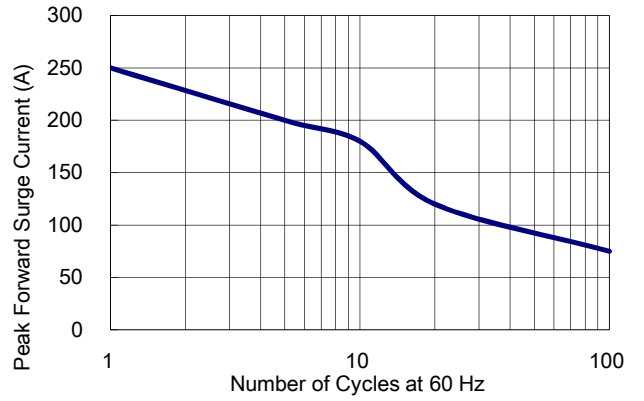


Figure 2: Maximum Repetitive Surge Current

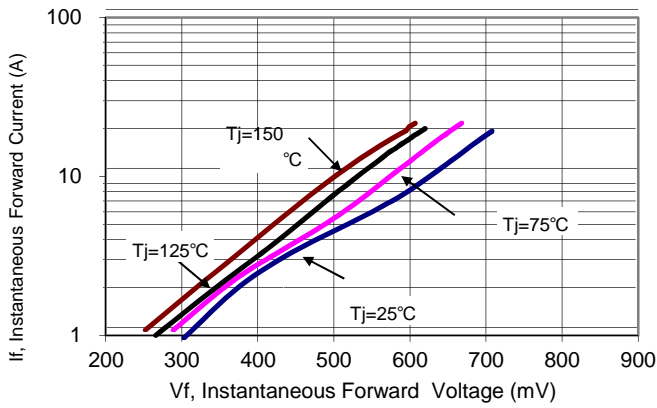


Figure 3: Typical Forward Voltage

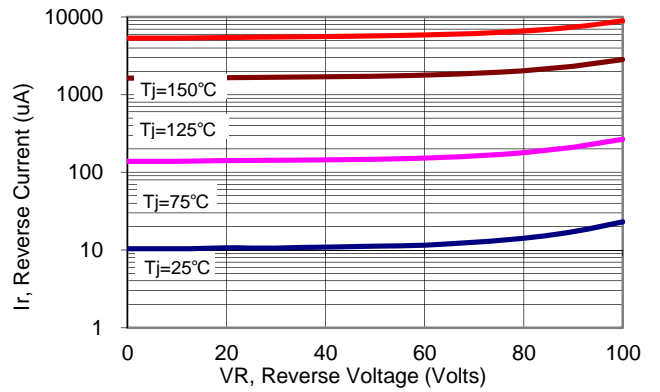


Figure 4: Typical Reverse Current

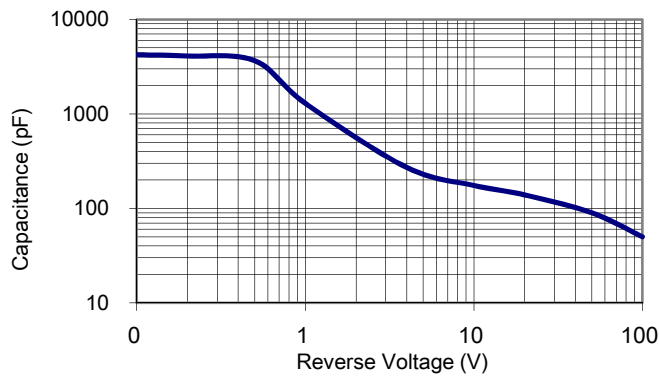


Figure 5: Typical Junction Capacitance