

DATA SHEET

SCHOTTKY BARRIER RECTIFIERS

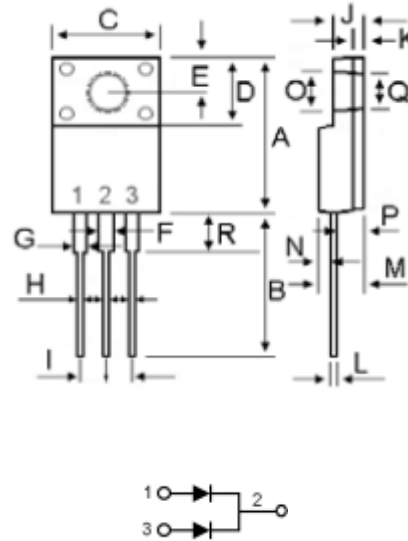
VOLTAGE	150 Volts	CURRENT	10.0 Amperes	ITO-220AB	Unit:mm
----------------	-----------	----------------	--------------	------------------	----------------

FEATURES

- Low Forward Voltage.
- Low Switching noise.
- High Current Capacity
- Guard-Ring for Stress Protection.
- Low Power Loss & High efficiency.

MECHANICAL DATA

- Case: Molded Plastic
- Polarity: Symbols molded or marked on body
- Mounting position : Any



DIM	MILLIMETERS	
	MIN	MAX
A	15.67	16.07
B	12.90	13.30
C	9.96	10.36
D	6.50	6.90
E	2.65	2.75
F	1.20	1.24
G	1.26	1.46
H	0.70	0.90
I	2.34	2.74
J	2.32	2.72
K	0.60	0.90
L	0.45	0.60
M	4.53	4.93
N	1.30	1.70
O	3.35	3.45
P	2.56	2.96
Q	3.15	3.25
R	2.20	2.45



In compliance with EU RoHs 2002/95/EC directives

MAXIMUM RATINGS AND ELECTRICAL CHARACTERISTICS

Ratings at 25°C ambient temperature unless otherwise specified.

Characteristic	Symobl	P10L150FCT	Unit
Peak Repetitive Reverse Voltage	VRRM		
Working Peak Reverse Voltage	VRWM	150	V
DC Blocking Voltage	VR		
Maximum RMS Voltage	VRMS	105	V
Maximum Average Forward Rectified Current	I (AV)	10	A
Non-Repetitive Peak Surge Current (Surge applied at rate load conditions halfware, single phase, 60Hz)	IFSM	150	A
Maximum forward voltage	IF=5A	T _J = 25°C	0.84
		T _J = 125°C	0.74
Maximum DC Reverse Current at Rated DC Blocking Voltage	@TC=25°C	@TC=125°C	0.10
			10
Typical Thermal Resistance	ROJC	2.0	°C/W
Operating Temperature Range	TJ	-65to+175	°C
Storage Temperature Range	TSTG	-65to+175	°C

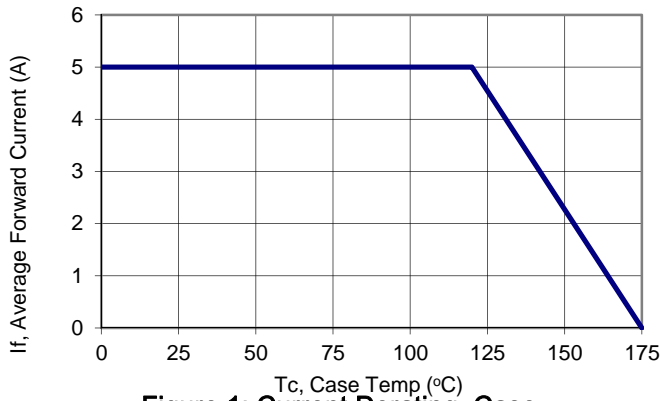


Figure 1: Current Derating, Case

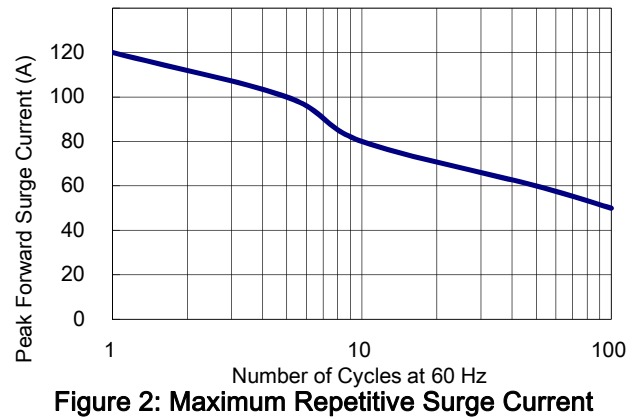


Figure 2: Maximum Repetitive Surge Current

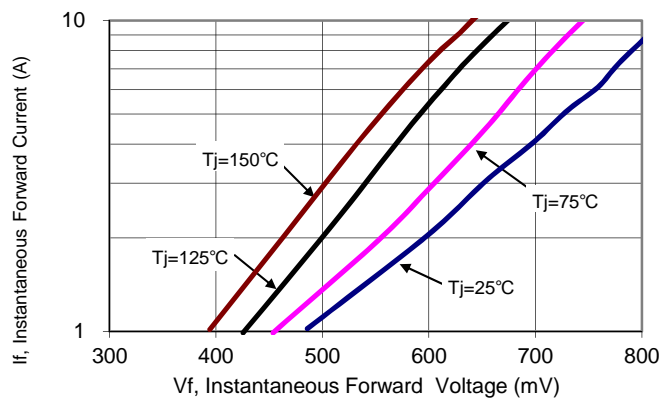


Figure 3: Typical Forward Voltage

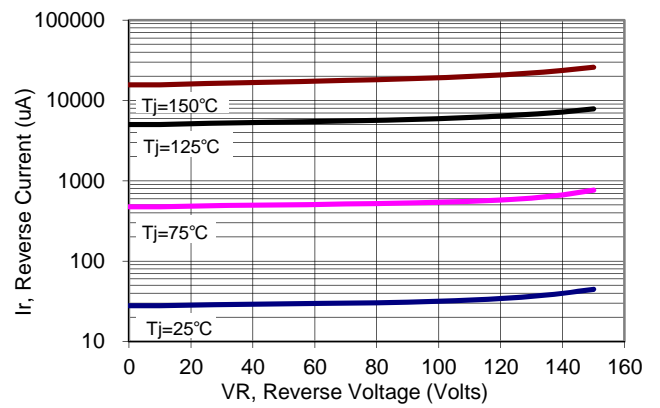


Figure 4: Typical Reverse Current

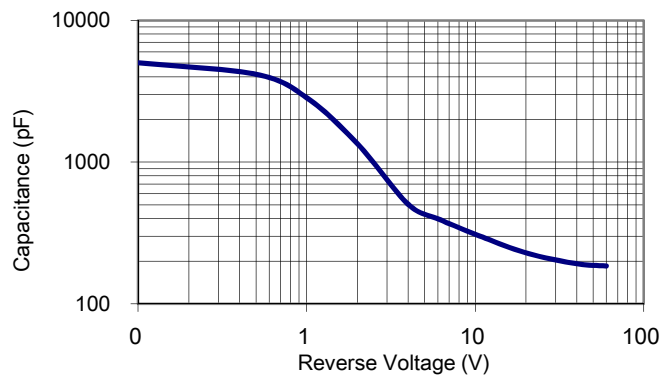


Figure 5: Typical Junction Capacitance